





SEND MONEY TO YOUR LOVED ONES OVERSEAS USING YOUR MOBILE PHONE!



Open to all local mobile operators












Safe & worry-free



Remit 24/7



Low transaction fee & competitive exchange rate

Country	Remit To	Remittance Method	Remittance via Mobile Phone / Over the Counter
 Philippines	<ul style="list-style-type: none"> BDO UniBank, PSB, RCBC and over 10 other banks 7,000 Pick-up Centres: <ul style="list-style-type: none"> Globe Load Distributors Globe stores Megalink, Expressnet and Bancnet ATMs (only with GCASH Express ATM Card) Pawnshops: Villarica Pawnshop, Tambunting Pawnshop and Prime Asia Pawnshop Rural Banks: Philippine Rural Bank, GM Bank and One Network Bank 13,000 ATMs 	 and over 10 other banks	\$3.50
			\$4.00
		GCASH Wallet	\$2.50
		GCASH Remit	\$4.00
 Indonesia	<ul style="list-style-type: none"> Bank Mandiri, BRI, CIMB, OCBC and over 10 other banks 		\$9.00
		 and over 10 other banks	\$8.50
 India	<ul style="list-style-type: none"> Bank of India, YES Bank and over 15 other banks 	 and over 15 other banks	\$3.50
 China	<ul style="list-style-type: none"> BOC, ACC and over 5 other banks 	Industrial & Commercial Bank of China (ICBC) and over 5 other banks	\$7.50

GET STARTED!

1 Register for a remittance account at our flagship stores or roadshows

During registration, you'll need the following:

- Your NRIC/Work Permit/S Pass/E Pass/LTV Pass/D Pass
- Your recipient's particulars (mobile number, full name, date of birth and address)
- Proof of billing

Flagship stores or roadshows:

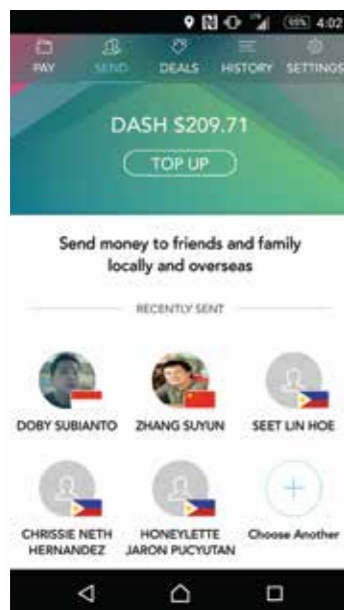
- Lucky Plaza, #01-11 (Mon – Sun, 9am – 8pm)
- City Plaza, #01-02 (Mon – Sat, 10:30am – 8pm | Sun, 9am – 8pm)

- Kinta Carpark @ Little India (Sunday: 3pm – 10pm)
- Other Dormitories Islandwide

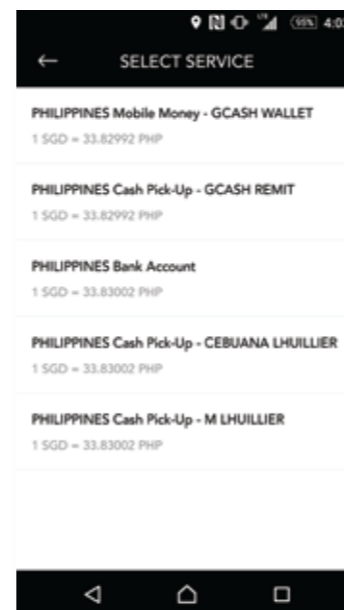
2 Top up your Prepaid & Dash balance on the go with your bank account/Singtel bill or at any of these locations:



3 Start remitting money using your mobile phone via Dash



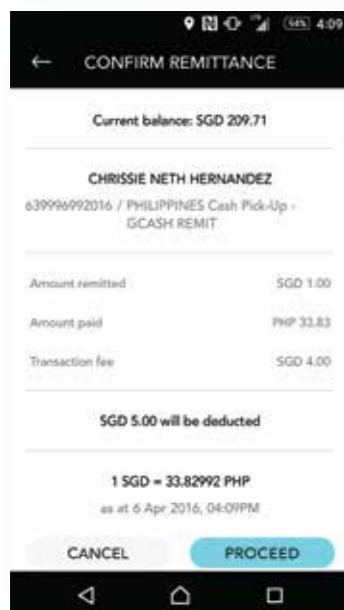
1 Select beneficiary



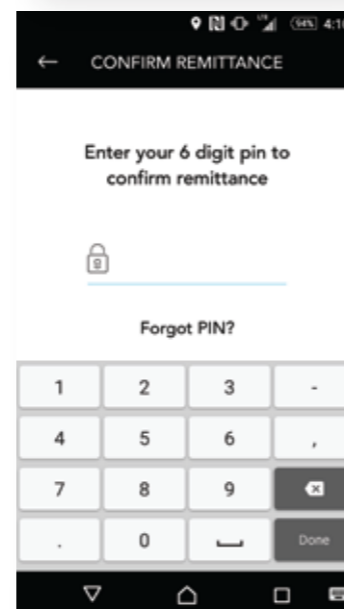
2 Select preferred remittance method



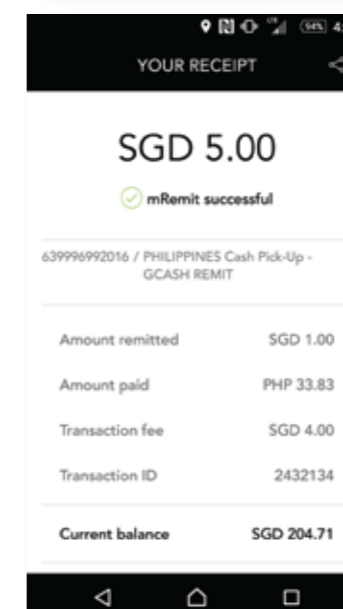
3 Enter amount



4 Check details and select 'Proceed' to confirm transaction



5 Enter PIN to authenticate transaction



6 You will receive a successful transaction confirmation via your app and SMS